

TC6MLZ (AD1 Series)

THERMOLAST® K

Applications with adhesion to polar thermoplastics such as ABS, PC and PC/ABS

Typical applications

- Bumpers
- Door sills
- Function and design elements
- Grommets
- Handles (hand tools and power tools etc.)
- Seals
- Thumb wheels

Material advantages

- Easy coloring (compounds in natural colors)
- Excellent adhesion
- Excellent processing behavior
- Insert molding possible
- Pleasant surface feel (Soft touch)
- Suitable for automotive-interior
- UL 94 HB listed
- UV resistance

Processing Method: Injection Molding

Product properties

Compound name	TC6MLZ
Series	AD1
Color / RAL DESIGN	black

Mechanical properties

Hardness	59 ShoreA	DIN ISO 7619-1
Density	1.100 g/cm3	DIN EN ISO 1183-1
Tensile Strength ¹	4.5 MPa	DIN 53504/ISO 37
Elongation at Break ¹	550 %	DIN 53504/ISO 37
Tear Resistance	16.5 N/mm	ISO 34-1 Methode B (b)(Graves)
Adhesion to ABS ²	4.0 (B) N/mm	VDI 2019 two-component injection molding
Adhesion to PC ²	3.5 (B) N/mm	VDI 2019 two-component injection molding

¹ Deviating from ISO 37 standard test piece S2 is tested with a traverse speed of 200 mm/min.

² The adhesion quality depends on mold design, product geometry and process parameters.

All values published in this data sheet are rounded average values.

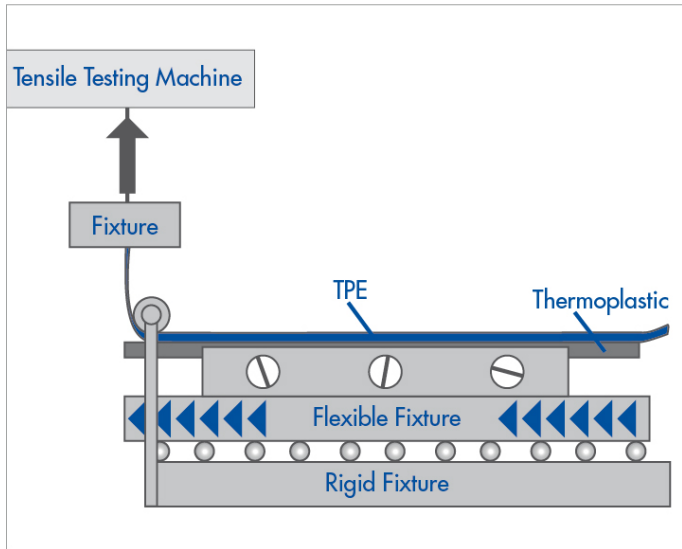
This datasheet is an extract of the KRAIBURG TPE program. Please contact KRAIBURG TPE to select the compound suitable for the requirements.

Disclaimer: The information provided in this documentation corresponds to our knowledge on the subject at the date of its publication and may be subject to revision as new knowledge and data becomes available. All values reported are typical values based on sample test results and are not a guarantee of performance. The responsibility to conduct testing to determine suitability of use for the particular process or end-use application remains with the customer. KRAIBURG TPE does not warrant or assume any liability with regards to the use of the information presented in this document.

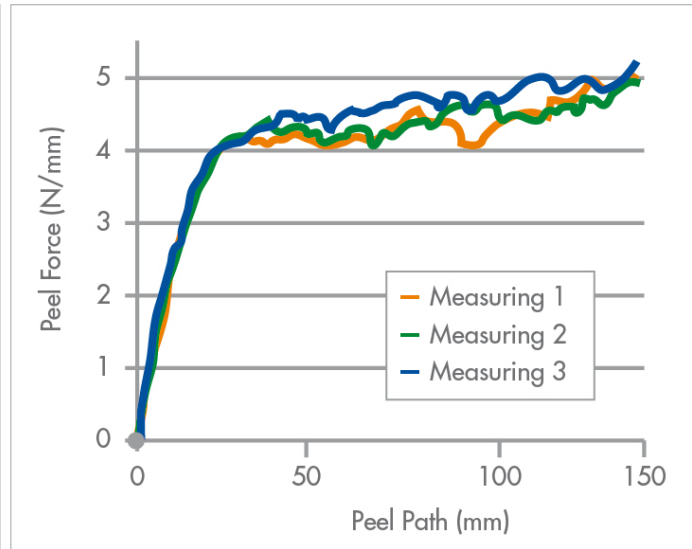
Description peel test

Peel test according to VDI guide line 2019

Test Setup



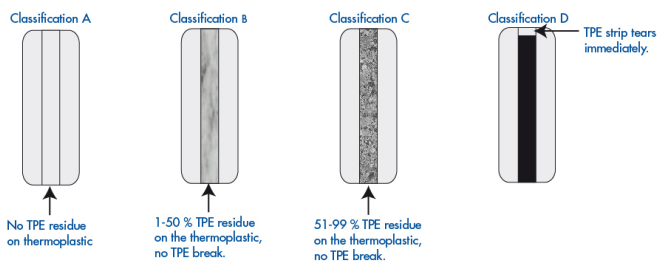
Example diagram for results of a peel test



Classification

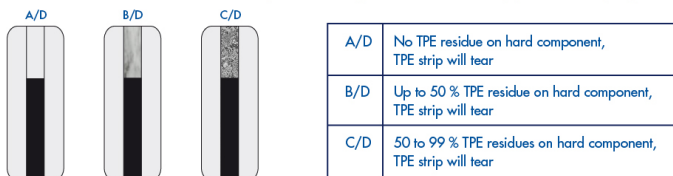
Peel test according to VDI Guideline 2019

For the VDI peel test we add two characters to the peel force value. The first character describes the TPE residue on the hard component.



A	No TPE residue on hard component
B	Up to 50 % TPE residue on hard component
C	50 to 99 % TPE residue on hard component
D	TPE strip tears immediately

The second character describes if the TPE strip will tear during the measurement at any position on the peel path.



This datasheet is an extract of the KRAIBURG TPE program. Please contact KRAIBURG TPE to select the compound suitable for the requirements.

Disclaimer: The information provided in this documentation corresponds to our knowledge on the subject at the date of its publication and may be subject to revision as new knowledge and data becomes available. All values reported are typical values based on sample test results and are not a guarantee of performance. The responsibility to conduct testing to determine suitability of use for the particular process or end-use application remains with the customer. KRAIBURG TPE does not warrant or assume any liability with regards to the use of the information presented in this document.

TC6MLZ (AD1 Series)
THERMOLAST® K
Processing Guideline Injection Molding

Cylinder temperature	180 - 210 - 240 °C, max. 250 °C (360 - 410 - 460 °F, max. 480 °F)
Hotrunner	Hot runner temperatures: 200 -250 °C (390 - 480 °F). The runner should be empty after a maximum of 2 - 3 shots.
Injection pressure	200 - 1000 bar (2900 - 14504 psi) (depending on the size and weight of the part).
Injection rate	In general, the fill time should not be more than 1–2 seconds.
Hold pressure	We recommend to derive the optimum hold pressure from determining the solidification point, starting with 40 % - 60 % of the required injection pressure.
Back pressure	20 - 100 bar; if color batches are used, higher back pressure is necessary.
Screw retraction	If an open nozzle is used processing with screw retraction is advisable.
Mold temperature	The mold temperature depends on the hard component. A temperature exceeding 80 °C (175 °F) should be avoided. The common temperature is 40 - 60 °C (105 - 140° F).
Predrying	To achieve optimum mechanical values, drying the material for 2 - 4 hours at 60 - 80 °C (140 - 175 °F) is recommended.
Needle valve	With materials < 50 Shore A the use of a needle valve is advisable.
Screw geometry	Standard 3-zone polyolefine screw.
Residence time	The residence time is to be set as short as possible with a maximum of 10 minutes.
Cleaning recommendation	For cleaning and purging of the machine it is appropriate to use polypropylene or polyethylene. Machine must be PVC-free.

This datasheet is an extract of the KRAIBURG TPE program. Please contact KRAIBURG TPE to select the compound suitable for the requirements.

Disclaimer: The information provided in this documentation corresponds to our knowledge on the subject at the date of its publication and may be subject to revision as new knowledge and data becomes available. All values reported are typical values based on sample test results and are not a guarantee of performance. The responsibility to conduct testing to determine suitability of use for the particular process or end-use application remains with the customer. KRAIBURG TPE does not warrant or assume any liability with regards to the use of the information presented in this document.